

*The
Palladio
Door Collection*



Dear Customer,

We are proud to present our new composite door. We think you will agree that it has been worth waiting for. It is by a long measure, in our opinion, the finest composite door on the market today. In ten years research and development we have left no stone unturned in our quest for the perfect product.

Our approach to this was innovative and radical. The composition of the door differs from all others in its MONOCOQUE structure. This structure gives it a massive strength-to weight ratio and is protected in Europe by patent number 1766176 (Patents in the USA and Canada pending). Apart from the monocoque design there are a lot of other innovative features to this door. For instance, we have designed and manufactured a hinge exclusively for this door, so it is visually concealed unlike the more commonly used flag hinge, which is unsightly. Our glazing system with beads that look like wood is also very attractive. As is evident from the following pages, our wood grain finish is superb, due to the fact that all our tooling is made in house. In a very unique process we replicate exactly the finish of a real oak door, 100% true to the original. Another feature of the door is its excellent U value rating of 0.205 as tested by the "Lambda" testing method.

In addition to this, all our glass is triple glazed and we use edgetech warm edge seals for the lowest U value possible of 0.7 .

We are dedicated to the pursuit of excellence and service to our loyal customers. We take this opportunity to thank you for your continued support. When we say the customer is king it is not an empty platitude, - we mean it!



Profile Developments

PALLADIO DOOR INDEX

DOOR	GLASS	PAGE
Bordeaux CD	TG26/TG27/TG28/TG29	28
Cairo CD	TG53/TG63/TG64/TG65	29/30
Carthage CD	TG49/TG51/TG52	36
Dublin CD	TG111/TG155/TG158/TG159	27
Edinburgh CD	TG100/TG101/TG102/TG103	11/12
Georgian CD Solid/ Georgian CD 2	TG7/TG8/TG9/TG10/TG11/TG12	1/2/3/4
Giza CD	TG60/TG61/TG62	35
London CD	TG80/TG81	8
Palermo CD solid/ Palermo CD	TG21/TG22/TG23/TG24/TG104/ TG110/TG151/TG152/ TG154	20/21/22/23/24
Paris CD	TG70/TG71/TG72/TG73/TG143/TG145/TG146	5/6/7
Rome CD	TG90/TG91/TG132/TG133/TG135/TG136	8/9/10
San Marco Solid/ San Marco CD	TG13/TG14/TG15/TG16/TG157	17/18/19
San Tiago CD	TG59	35
Seville CD	TG131	10
Sunbeam 1 CD	TG35/TG37/TG38/TG39/TG40/Geo Bar	31/32
Sunbeam 2 CD	TG36/TG41/TG42/TG43/TG44	31/32
T&G Solid CD/ T&G CD	TG45/TG46/TG47/TG48/TG66/TG67/ TG68/TG69/Geo Bar	33/34
Victorian Double Doors	TG54/TG55/TG56/TG57	25/26
Sidepanels & Accessories		37/38
Specifications		39



Automated state of the art stacking system



Door manufacturing plant



Advanced robotics manufacturing



CNC routing machine



Door after routing operation

Glass Type - TG6 Fanlight



*Door Type - Georgian CD Solid
Glass Type - TG5
(Min. Glass Width 360 mm)*





Door Type - Georgian CD2

Glass Type - TG7


(Min. Glass Width 240 mm)




Door Type - Georgian CD2

Glass Type - TG8

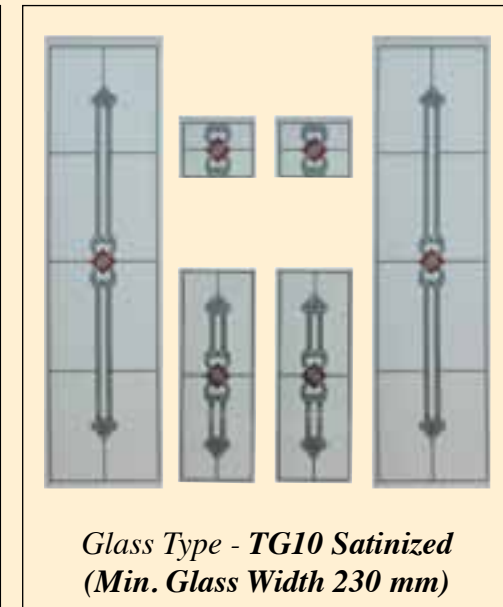
(Min. Glass Width 200 mm)



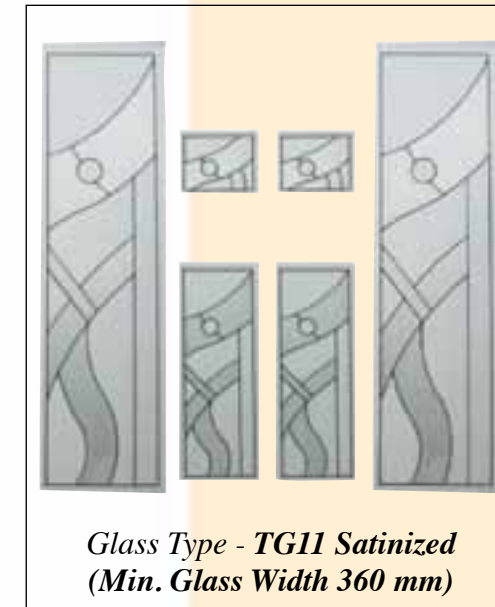
A fine example of our satinized glass for doors and sidelights. This product is produced in-house and is quite unique in its crystal-like appearance as is evident in the picture on the left.



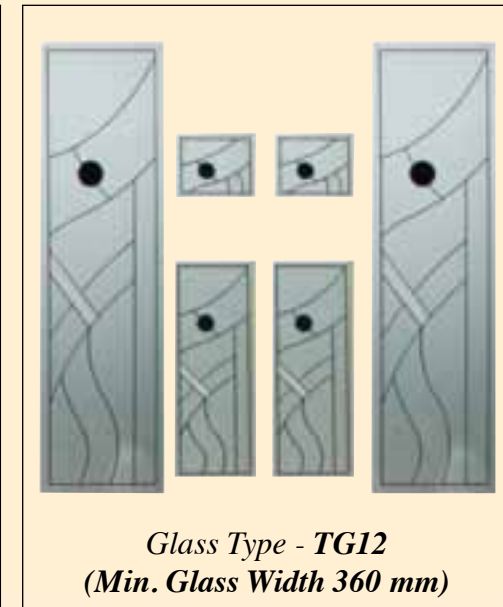
Glass Type - TG9
(Min. Glass Width 200 mm)




Glass Type - TG10 Satinized
(Min. Glass Width 230 mm)



Glass Type - TG11 Satinized
(Min. Glass Width 360 mm)



Glass Type - TG12
(Min. Glass Width 360 mm)





*Door Type - Paris
Glass Type - TG143 Satinized
(Min. Glass Width 200 mm)*



*Door Type - Paris
Glass Type - TG146 Satinized
(Min. Glass Width 240 mm)*



*Door Type - Paris
Glass Type - TG145 Satinized
(Side Light Min. Glass Width 200 mm)*

All doors on this page available with Contemporary Cranked Pullbar Handle supplied with Winkhaus AV2 Heritage Locking Systems. Option of Fingerpull Escutcheon or Traditional Lever Handles also available.


Please Note - All doors on this page supplied with spy view as standard




Please Note - All doors on this page supplied with spy view as standard



Door Type - **Paris** Glass Type - **TG73 Satinized**
(Min. Glass Width 170 mm)



Glass Type - **TG70**
(Min. Glass Width 240 mm)



Glass Type - **TG71**
(Min. Glass Width 170 mm)



Door Type - **London** Glass Type - **TG80**
(Min. Glass Width 240 mm)



Door Type - **London**
Glass Type - **TG81**
(Min. Glass Width 170 mm)

Please Note - All doors on this page supplied with spy view as standard

Door Type - **Rome**
Glass Type - **TG91 Satinized**
(Min. Glass Width 180 mm)




Door Type - **Paris**
Glass Type - **TG72 Satinized**
(Min. Glass Width 240 mm)

All doors on this page available with Contemporary Cranked Pullbar Handle supplied with Winkhaus AV2 Heritage Locking Systems. Option of Fingerpull Escutcheon or Traditional Lever Handles also available.



Door Type - **Rome** Glass Type - **TG90**
(Min. Glass Width 170 mm)





Door Type - Rome

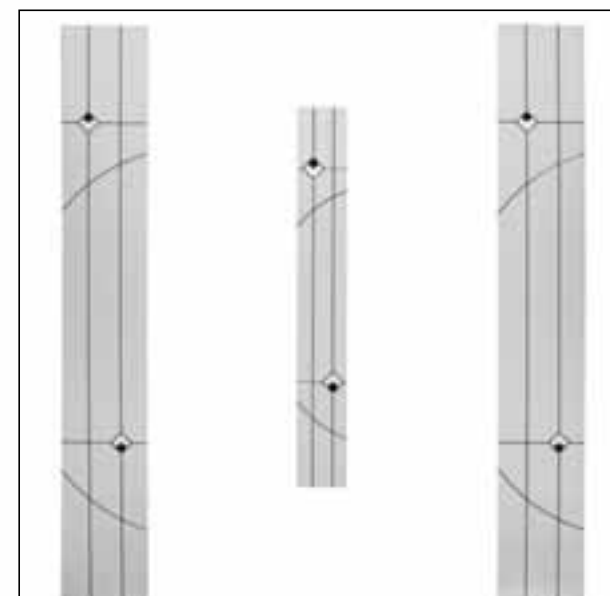
Glass Type - TG132 Satinized

(Min. Glass Width 200 mm)



All doors available with Contemporary Cranked Pullbar Handle supplied with Winkhaus AV2 Heritage Locking Systems. Option of Fingerpull Escutcheon or Traditional Lever Handles also available.

Please Note - All doors excluding the Seville supplied with spy view as standard



Glass Type - TG135 Satinized
(Min. Glass Width 200 mm)



Door Type - Rome

Glass Type - TG133 Satinized

(Min. Glass Width 200 mm)



Door Type - Seville

Glass Type - TG131 Satinized

(Min. Glass Width 200 mm)




Door Type - Rome

Glass Type - TG136 Satinized


(Min. Glass Width 160 mm)



Door Type - Edinburgh
Glass Type - TG100
(Min. Glass Width 280 mm)



Door Type - Edinburgh
Glass Type - TG102
(Min. Glass Width 200 mm)



Glass Type - TG103
(Min. Glass Width 300 mm)



Glass Type - TG101
(Min. Glass Width 290 mm)



Door Type - Viking

Glass Type - TG129 Satinized

(Min. Glass Width 300 mm)



Door Type - Viking

Glass Type - TG128 Satinized

(Min. Glass Width 200 mm)



Door Type - Viking

Glass Type - TG127 Satinized

(Min. Glass Width 260 mm)

High Security Finger Pull Escutcheon created to compliment both contemporary and period door designs. The cylinder is protected behind a steel security shield with a reduced risk of cylinder attack, snapping or drilling.

All doors on this page excluding the San Marco available with Curved or Pullbar Handle supplied with Winkhaus AV2 Heritage Locking Systems. Option of Fingerpull Escutcheon or Traditional Lever Handles also available.






*Door Type - San Marco CD
Glass Type - TG13 Satinized
(Min. Glass Width 360 mm)*




Door Type - San Marco CD

Glass Type - TG14

(Min. Glass Width 240 mm)



*Glass Type - TG15
(min. Glass Width 200mm)*



*Glass Type - TG16
(min. Glass Width 280mm)*



Glass Type - TG17 Fanlight



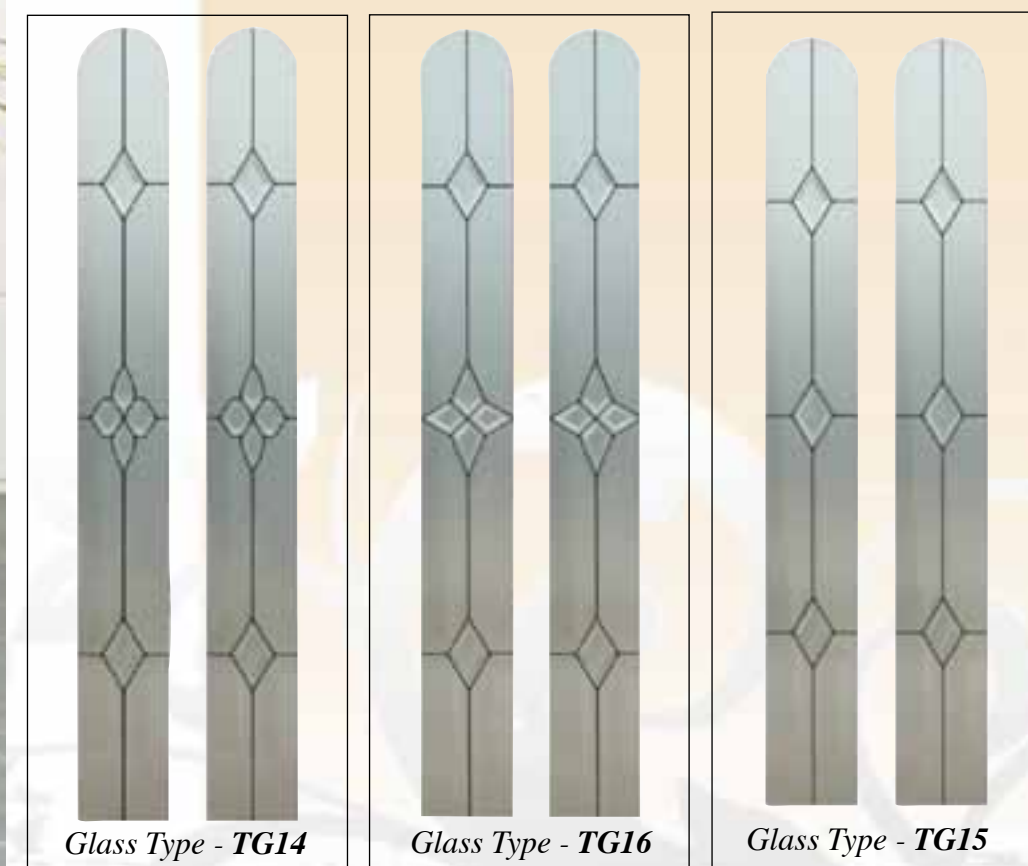
Door Type - San Marco CD
Glass Type - TG13 Satinized



Door Type - San Marco CD Solid



Door Type - San Marco CD Solid



Glass Type - TG14

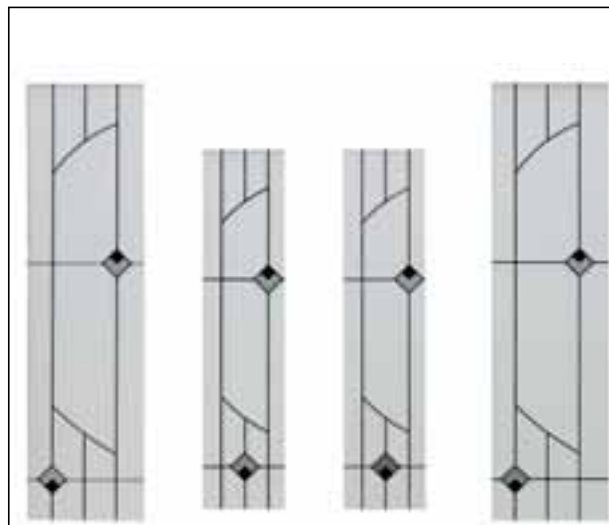

Glass Type - TG16

Glass Type - TG15



Door Type - **San Marco** Glass Type - **TG157 Satinized**
(Min. Glass Width 200 mm)

There is also an option of the very latest in security from Yale, Keyfree combines peace of mind with convenience by allowing you access and protect your property without the need of a key. Instead you can securely lock and unlock your home either by using a remote a control fob or by entering your own personal code into a built in keypad on your door.



Glass Type - **TG154 Satinized**
(Min. Glass Width 240 mm)



Door Type - **Palermo** Glass Type - **TG152 Satinized**
(Min. Glass Width 235 mm)



Door Type - **Palermo**
Glass Type - **TG151 Satinized**
(Min. Glass Width 235 mm)




Doctors Knocker PVD Finish (optional extra)



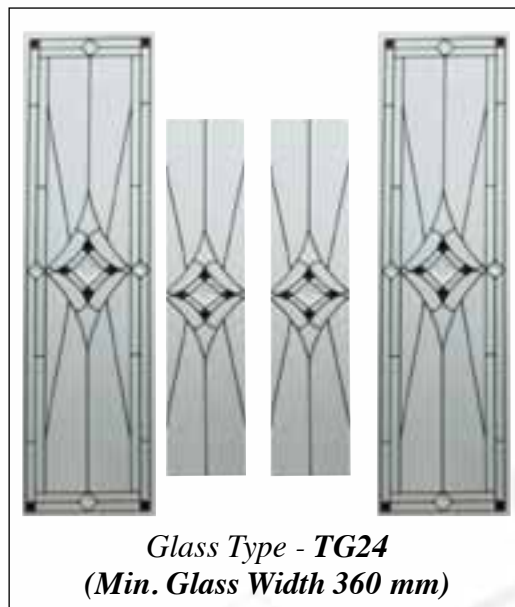
Door Type - Palermo CD
 Glass Type - TG110 Satinized
 (Min. Glass Width 230 mm)



Door Type - Palermo CD
 Glass Type - TG104
 (Min. Glass Width 360 mm)



Door Type - Palermo CD
 Glass Type - TG23
 (Min. Glass Width 280 mm)



Glass Type - TG24
 (Min. Glass Width 360 mm)



Glass Type - TG21 Satinized
 (Min. Glass Width 360 mm)



Glass Type - TG22
 (Min. Glass Width 360 mm)

Glass Type - TG116 Fanlight



*Door Type - Palermo CD Solid
Glass Type - TG114
(Min Glass Width - 280mm)*




*Glass Type -
TG118 Fanlight
Satinized*



*Door Type - Palermo CD Solid
Glass Type - TG117 Satinized
(Min Glass Width - 280mm)*



*Door type - Classic Victorian 3 with TG55 glass Sidelight glass TG56
(Min. Glass Width 230 mm)*




*Double door type - Classic Victorian 3
Glass type - TG 57 Satinized
(Min. Glass Width 230 mm)*

Our Classic Victorian Double doors are beautifully proportioned and is the perfect solution for anyone looking for wide access. A pair of these doors in your home makes a real statement, they are truly impressive. We have gone to a great length to ensure an authentic look. The detail of the woodgrain is perfect, for instance we do not use a plant on mullion as used in the uPVC door which always looks like a compromise solution. No, these pair of doors are a faithful reproduction of wooden doors but of course, without the attendant drawbacks associated with wood. With these doors you just fit and forget in the sure knowledge you are guaranteed by the country's largest composite door manufacturer.



*Double door type - Classic Victorian Solid Glass type - TG 56
(Min. Glass Width 230 mm)*



*Double door type - Classic Victorian 4
Class type - TG 54 Satinized
(Min. Glass Width 230 mm)*



Glass Type - **TG159 Satinized**
(Min. Glass Width 260 mm)



Door Type - **Dublin** Glass Type - **TG158 Satinized**
(Min. Glass Width 260 mm)



Door Type - **Dublin** Glass Type - **TG111 Satinized**
(Min. Glass Width 260 mm)



Door Type - **Dublin** Glass Type - **TG155**
(Min. Glass Width 160 mm)



Door Type - **Bordeaux CD** Glass Type - **TG26**
(Min. Glass Width 360 mm)



Glass Type - **TG27 Satinized**
(Min. Glass Width 355 mm)



Glass Type - **TG28**
(Min. Glass Width 360 mm)



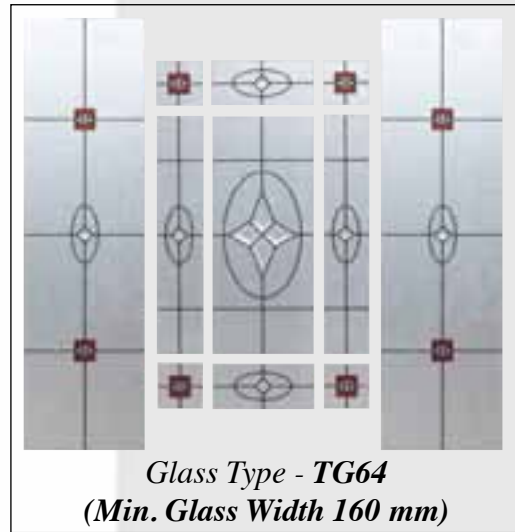
Door Type - **Bordeaux CD** Glass Type - **TG29**
(Min. Glass Width 242 mm)



All doors on this page available with Contemporary Curved or Pullbar Handle supplied with Winkhaus AV2 Heritage Locking Systems. Option of Fingerpull Escutcheon or Traditional Lever Handles also available.




Door Type - Cairo Glass Type - TG63 Satinized
(Min. Glass Width 160 mm)



Glass Type - TG64
(Min. Glass Width 160 mm)




Glass Type - TG65
(Min. Glass Width 160 mm)



Glass Type - TG63 Satinized
(Min. Glass Width 160 mm)



Door Type - Cairo Glass Type - TG53 Satinized
(Min. Glass Width 160 mm)





Door Type - Sunbeam 1 CD

Glass Type - TG35

(Min. Glass Width 220 mm)



Door Type - Sunbeam 2 CD

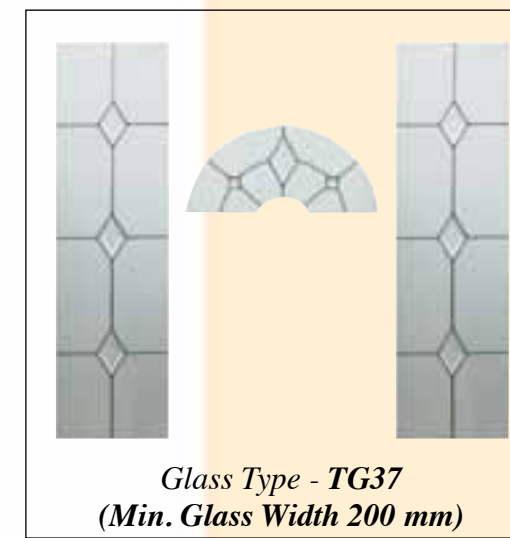
Glass Type - TG36 Satinized

(Min. Glass Width 230 mm)

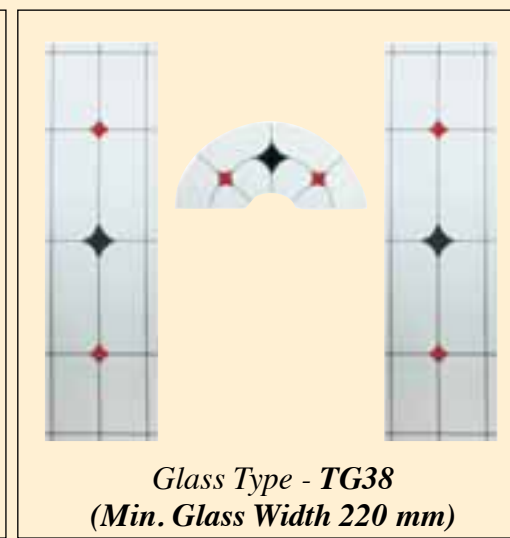


Door Type - Sunbeam 1 CD

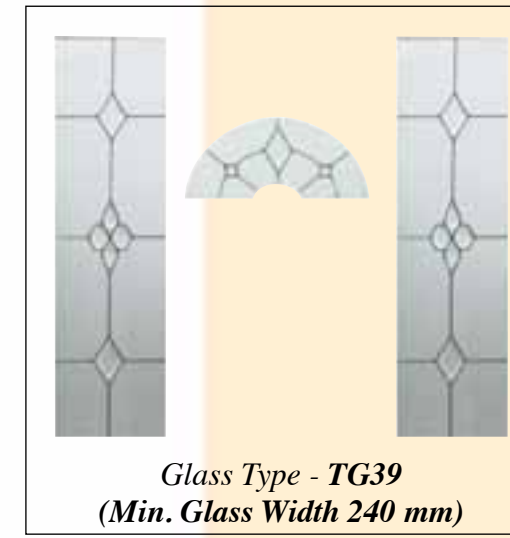
Glass Type - GEORGIAN BAR



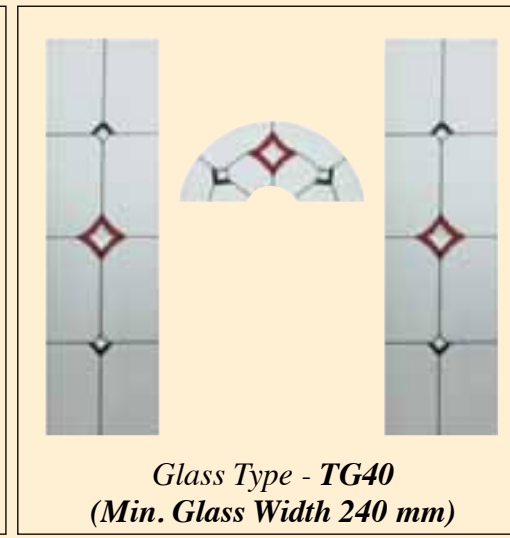
Glass Type - TG37
(Min. Glass Width 200 mm)



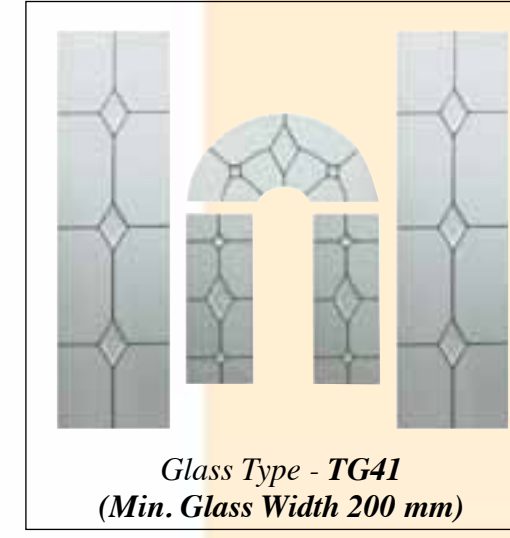
Glass Type - TG38
(Min. Glass Width 220 mm)




Glass Type - TG39
(Min. Glass Width 240 mm)



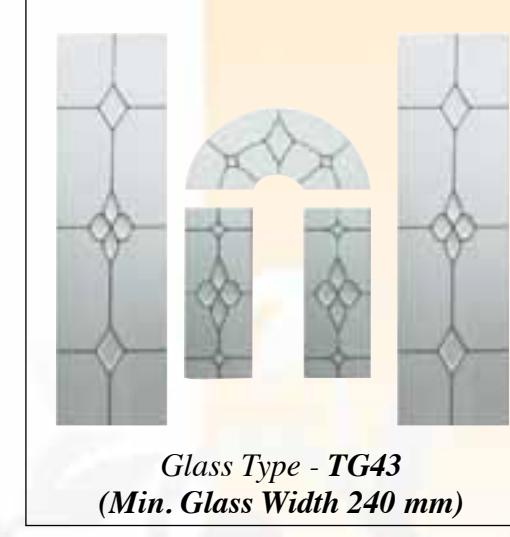
Glass Type - TG40
(Min. Glass Width 240 mm)




Glass Type - TG41
(Min. Glass Width 200 mm)



Glass Type - TG42
(Min. Glass Width 220 mm)



Glass Type - TG43
(Min. Glass Width 240 mm)



Glass Type - TG44
(Min. Glass Width 240 mm)





Please Note - T&G Solid available with spy view fitted as standard or with a spy view knocker as an optional extra



Door Type - **T&G Solid** Glass Type - **TG66**
(Min. Glass Width 240 mm)




Door Type - **T&G CD** Glass Type - **TG45**
(Min. Glass Width 300 mm)



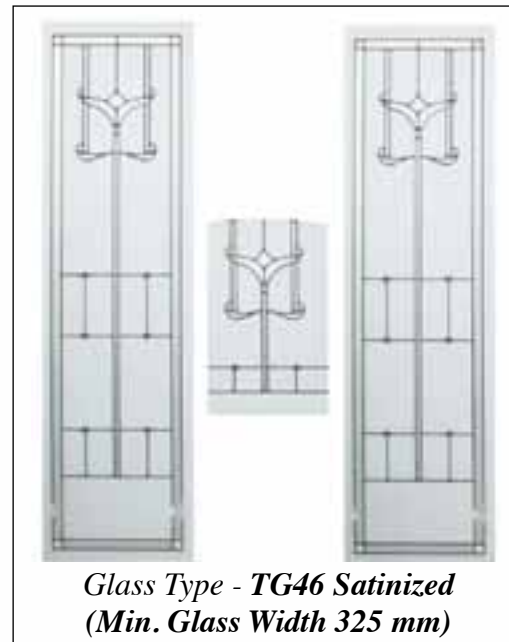
*T&G Light Oak.
This door demonstrates our distinctive woodgrain effect.*




Glass Type - **TG67 Satinized**
(Min. Glass Width 230 mm)



Glass Type - **TG69**
(Min. Glass Width 240 mm)



Glass Type - **TG46 Satinized**
(Min. Glass Width 325 mm)




Glass Type - **TG47**
(Min. Glass Width 325 mm)



Door Type - **T&G CD** Glass Type - **TG48**
(Min. Glass Width 300 mm)

Door Type - **T&G Solid**
Glass Type - **TG68**
(Min. Glass Width 220 mm)





Door Type - *San Tiago* Glass Type - *TG59*
 (Min. Glass Width 240 mm)



Glass Type - *TG60*
 (Min. Glass Width 280 mm)



Glass Type - *TG61 Satinized*
 (Min. Glass Width 360 mm)



Door Type - *Giza*
 Glass Type - *TG62*
 (Min. Glass Width 360 mm)



Door Type - *Carthage CD* Glass Type - *TG52*
 (Min. Glass Width 360 mm)


On the left above we have a fine example of a large cluster showing all its facets. Pictured below are some single bevels and small clusters to choose from.



Glass Type - *TG51*
 (Min. Glass Width 242 mm)



Glass Type - *TG49*
 (Min. Glass Width 320 mm)



Accessories



This photograph shows the exquisite detail of the woodgrain effect on this door.



Door Type - Naples CD

Obscure Glass



Stippolyte



Minster


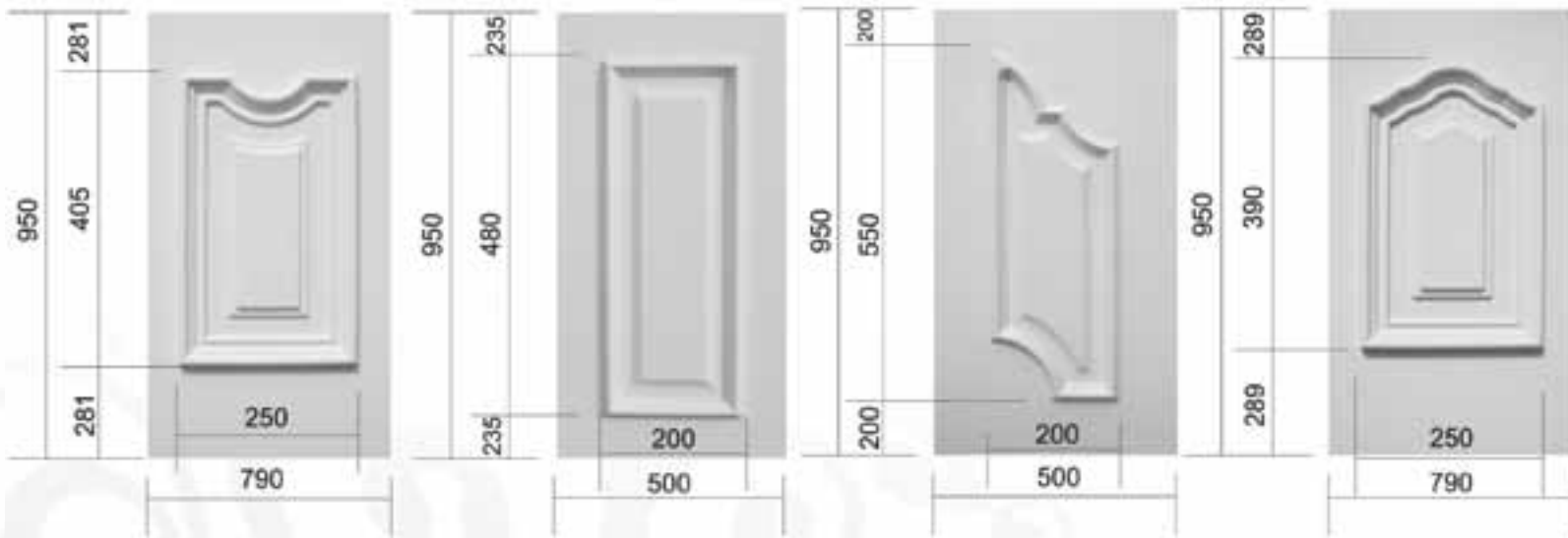
Side panels

½ Pompeii CD

½ Glin CD

½ LH Bordeaux CD
½ RH Bordeaux CD

½ Carthage CD



Door Type - Giza

Threshold Options



Stormguard Low Aluminium Threshold
Distance from bottom of door leaf to bottom of threshold - 20mm



Stormguard Plus Threshold
Distance from bottom of door leaf to bottom of threshold - 38mm



77mm uPVC Full Frame Threshold
Distance from bottom of door leaf to bottom of threshold - 48mm



57mm uPVC Low Threshold
Distance from bottom of door leaf to bottom of threshold - 28mm

Door Furniture

Gold, Chrome, Black, White, Satin Silver and Bright Bronze



Specifications

Composite	65mm fibreglass reinforced Monocoque Composite Door, Patented Design protected in Europe by patent no 1766176, Canadian and US Pending		
Door Colours	White, Cream, Red, Blue, Green, Bog Oak, Rosewood, Anthracite Grey, Chartwell Green and Light Oak		
Double Rebate	Double rebate using two seals achieving Excellent draught proofing		
Single Door Slab Size	Min. 782 mm x 1855 mm Max. 910 mm x 2095 mm <i>Please Note: with low Stormguard Plus threshold, max height 2181mm, min 1942mm with low Stormguard threshold, max height 2163mm, min 1923mm With 57mm uPVC threshold, max height 2171mm, min 1931mm</i>	Single Door With Frame	Min. 878 mm x 1951 mm Max. 1006 mm x 2191 mm
Double Door Slab Size	Min. 1085 mm x 1855 mm Max. 1465 mm x 2095 mm <i>Please Note: Low Alu, threshold not available. With 57mm uPVC threshold, max height 2171 mm, min 1931 mm Double doors and Doors fitted with Winkhaus AV2 lock, it is recommended to have a PVC Threshold only</i>	Double Door With Frame	Min. 1181 mm x 1951 mm Max. 1561 mm x 2191 mm
U Value rating	Door body U Value - 0.205, Triple glaze U value - 1.1, combined U value - 0.64 Solid Door U Value including frame - 0.85 / Glazed Door U Value including frame - 0.98		
Glazing beads	Designed to be removed internally		
Triple Glazing	Triple glazed units using warm edge, available in all doors. Backing glass, available as standard in Clear, Cotswold, Minister, Stippolite and Flemish. * other obscure glass available optional extra (time delay). Please note Pompeii, Carthage and Bordeaux available double glazed with Georgian bar only. All satinized triple glazed units available with clear glass only.		
Lock type	2 hook 2 shootbolt 2 roller and deadlatch / Winkhaus AV2 Heritage lock optional extra / PAS 23/24 Approved Thumb turns to be used with the AV2 Winkhaus lock All door furniture and locks have a 12 month guarantee		
Door numerals	Supply only available 0-9 in Gold, Chrome, Black and Satin Silver		
Warning	In the event of a door being fitted behind a Glazed Patio Door, the area needs to be well vented to prevent the excessive build up of heat. Satinized and flemish glass may have imperfections as the raw material is prone to slight flaws or blemishes		
Hardware	High quality handle, letter plate, door knocker solid or with spyview MANUFACTURED TO BS 7412		
Hardware Colour	Gold, Chrome, Black, White, Satin Silver and Bright Bronze. Door knobs supply only Gold and Chrome.		
Handle type	Lever / Lever	Lever / Pad	BS 7412 and BS 1670:1998
Hinge type	Rebated hinge available White, Caramel, Black and Cream		
PVC outerframe option extra*	70mm with galvanized steel reinforcing		
PVC outerframe & Sidelight colour	White, Cream, Red, Blue, Bog Oak, Green, Rosewood, Light Oak, Chartwell Green and Anthracite Grey available using 28mm triple glazed sidelights		
Threshold	Extra strong - standard and low thresholds available		

Please note, owing to the photographic and printing process used, colour may vary from the printed brochure.

With your security and safety in mind



Fig. 1



Fig. 2

Above all we are a design and innovation lead company, and this will always shine through in the finished product.

We start with the project design then manufacture the machine we require and finally manufacture the product

Figure 1 shows the oak pattern from which the final mould will be produced.

Figure 2 shows finished door from the original tooling.

Figure 3 is a good example of bad tooling design that lacks character.

On the other hand compare this to Figure 4 which you can judge for yourself.


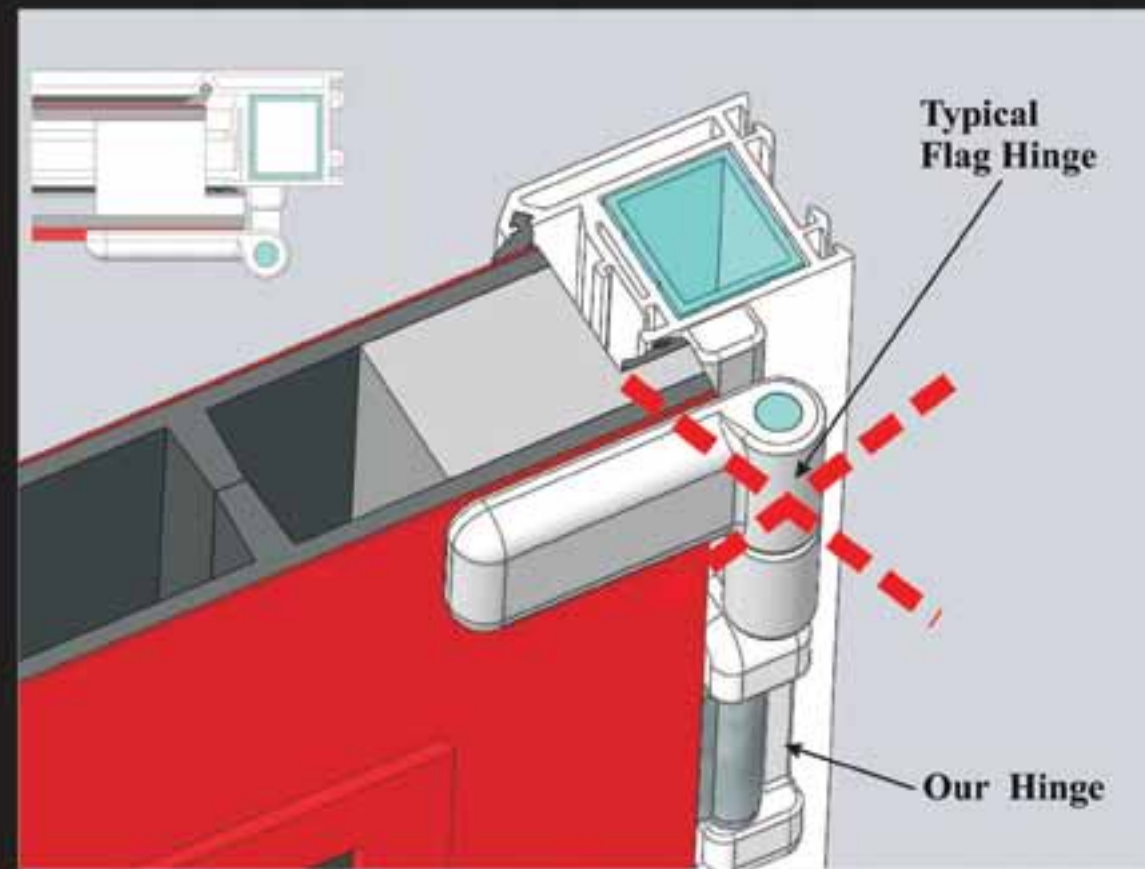
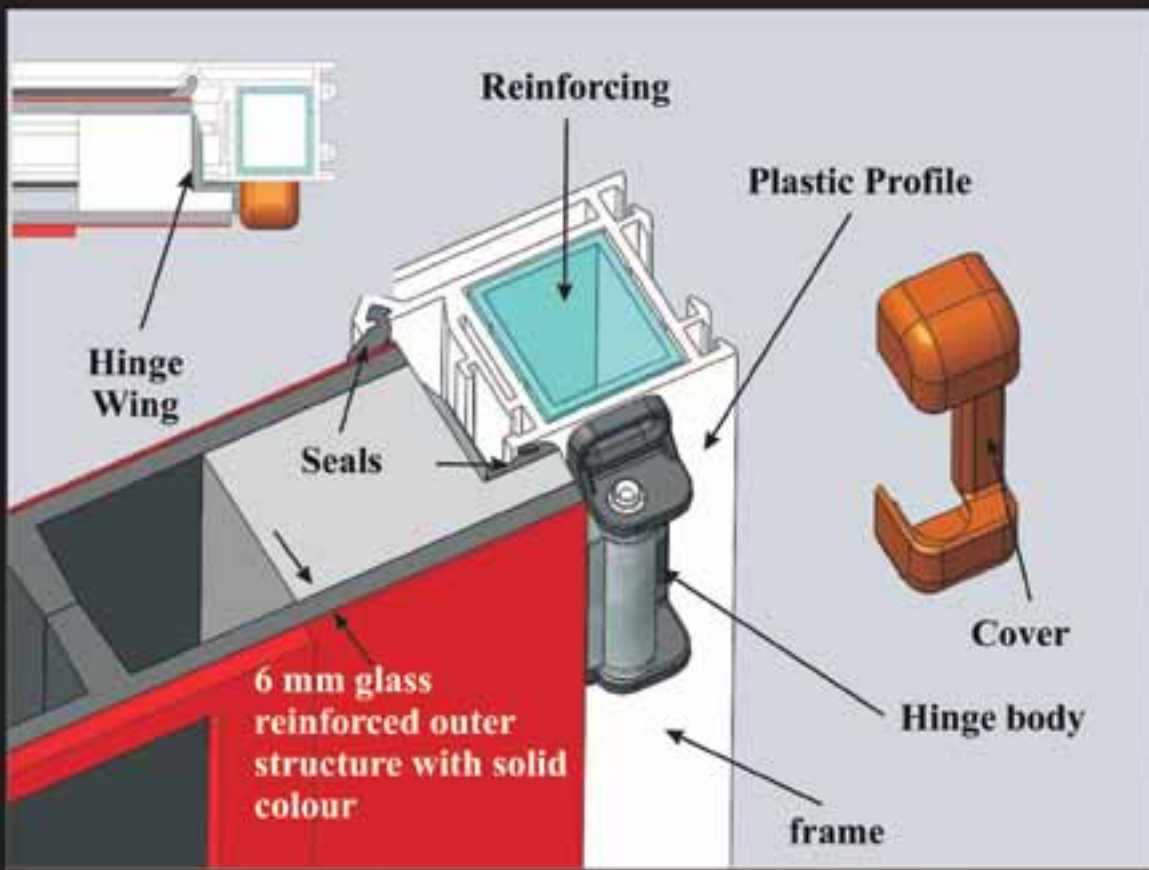


Fig. 3



Fig. 4



This 3D generated photo demonstrates the advantage of our unique hinge. As is evident from the above picture, this hinge is not attached to the outside of the door, and therefore enhances the appearance of the door, unlike a more conventional flag hinge - as seen on the right. Double seal and rebate.



The picture above shows conventional composite doors, comprised of two 2mm skins bonded to a foam core.



To dispel any lingering doubt you may have, we have carried out our own rudimentary test using a 4x4 vehicle.



Here you see our superior MONOCOQUE structure and the advantage it holds over its competitors as demonstrated on the opposite page.



Palladio Door Security Video
Palladio Door Manufacturing Video
and to see the full Range
Log onto

www.PalladioCollection.com





Distributed by:

Auf-Wiedersehen
WINDOW SYSTEMS

Unit 3 Nutts Corner Enterprise Park
13 Dundrod Road
BT29 4SR
Tel: 028 90 60 20 40
www.upvcwindows.net
email: sales@upvcwindows.net

